


# SARCOMA THINK A-G

Supporting earlier & faster cancer diagnosis

## FAST FACTS



### AGE

Sarcoma can present in patients of any age and is one of the more common cancers in children, teenagers and young adults.

**A** — **Soft tissue sarcoma** is more common in older patients, but 10% are diagnosed in people younger than 30

— **Bone sarcoma** has three main peaks: very young children, young adults, and the elderly

— **Gastrointestinal stromal tumour (GIST)** mostly affects people between 55 - 65 years old



### CHECK LUMPS

Consider an urgent suspected cancer referral for patients presenting with a lump which is more than 5cm in diameter, getting bigger, deep or painful.



**REMEMBER:** Think 'Golf Ball'. Always consider sarcoma if a lump is approaching the size of a golf ball.

### EXAMINATION

Presentations of soft tissue and bone sarcoma can be vague and non-specific. Examination may be normal in patients with bone sarcoma. Soft tissue and sports injuries normally settle in 6 – 8 weeks. Refer for X-ray or ultrasound if clinical concern persists.



### E

**THINK:** Could this be cancer?

### F

### FAMILY HISTORY


Some patients, particularly those with bone sarcoma, have a family history. It is important to ask.



### G

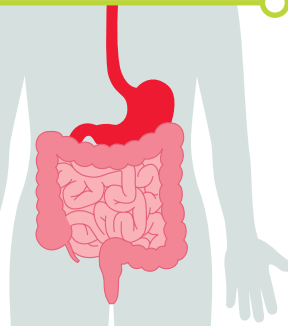
### BONE

Bone sarcoma symptoms may initially be attributed to other causes, such as a sports injury or growing pains in children. Unexplained or persistent pain, bone swelling or loss of function of the affected limb warrant an urgent X-ray.



**BE AWARE:** 25% of X-rays will not pick up a bone sarcoma. Consider a suspected cancer referral if symptoms persist or worsen.

### D



### DON'T FORGET GIST

Symptoms of GIST can vary depending on the size and location of the tumour in the gastro-intestinal tract. They may include abdominal pain, blood in the stool, weight loss and nausea. Patients will normally be referred on upper or lower GI pathways or to a non-site-specific clinic.

### GREATER MANCHESTER REFERRAL PROFORMA

- Please refer all patients using the Greater Manchester form
- Ensure the patient understands the reason for referral
- Include frailty information as this helps direct patients to the most appropriate investigation or assessment

### REFERRAL PROCESS FOR GREATER MCR

- GM referral form
- Physical examination
- Full history

Online cancer education for healthcare professionals

Register here: [www.gatewayc.org.uk/register](http://www.gatewayc.org.uk/register)

© GatewayC, The Christie NHS Foundation Trust, 2022