

LUNG CANCER THINK A-G

Supporting earlier & faster cancer diagnosis

APPETITE LOSS

Reduced appetite, lethargy or weight loss can be presenting symptoms of lung cancer. Consider a chest X-ray (CXR), CT scan or referral to a non-site specific clinic.



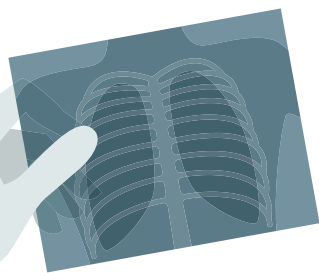
COUGH

Any cough lasting 3 weeks or more (or breathlessness/chest pain) should trigger a CXR. If any concern of lung cancer remains despite a normal CXR, then refer on the suspected cancer pathway.

REMEMBER: Not every cough is Covid.

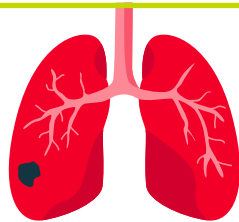
EARLY DIAGNOSIS

The early diagnosis of lung cancer improves prognosis. It's important to investigate patients with persistent respiratory symptoms such as, breathlessness, chest pain and haemoptysis.



FALSE NEGATIVE RATE OF CHEST X-RAYS


25% of lung cancers are not visible on chest X-rays. A normal CXR does not exclude lung cancer. If any concern of lung cancer remains despite a normal CXR, refer for a CT scan or on the suspected lung cancer pathway.



FAST FACTS

BLOOD TESTS

Abnormal blood test results (i.e. anaemia, raised platelets, raised white cell count low albumin, and/or ferritin) may trigger a suspicion of lung cancer. Investigate further with a CXR and consider a referral on the suspected lung cancer pathway for a CT scan, even if the CXR is normal.



DON'T FORGET NEVER-SMOKERS

A never-smoker is defined as someone who has smoked less than 100 cigarettes in their lifetime. Approximately 6000 people that are never-smokers die of lung cancer each year in the UK; this is the 8th commonest cause of cancer-related death. Always investigate patients with persistent chest symptoms.



GREATER MANCHESTER REFERRAL PROFORMA

- Please refer all patients using the Greater Manchester form
- Ensure the patient understands the reason for referral
- Include frailty information as this helps direct patients to the most appropriate investigation or assessment

REFERRAL PROCESS FOR GREATER MCR

GM referral form

Bloods

Recent CXR results